

令和5年度 **本検査** 学力検査 英語リスニングテスト放送用 CD 台本

(チャイム)

これから、英語の学力検査を行います。まず、問題用紙の1ページ目があることを確認しますので放送の指示に従いなさい。(間2秒)では、問題用紙の1ページ目を開きなさい。(間3秒)確認が終わったら、問題用紙を閉じなさい。1ページ目がない人は手を挙げなさい。

(間5秒)次に、解答用紙を表にし、受検番号、氏名を書きなさい。

(間20秒)それでは、問題用紙の1ページを開きなさい。(間3秒)リスニングテストの問題は、1から4の四つです。

では、1から始めます。

1は、英語の対話を聞いて、最後の文に対する受け答えを選ぶ問題です。受け答えとして最も適当なものを、それぞれ問題用紙のAからDのうちから一つずつ選んで、その符号を書きなさい。なお、対話はそれぞれ2回放送します。では、始めます。(間2秒)

No. 1 Man: Are there any big supermarkets near here?

Woman: A new big supermarket opened last week.

Man: Really? Have you been there?

(間3秒)(繰り返し)(間6秒)

No. 2 Girl: Did you bring the book you bought yesterday?

Boy: I'm sorry but I forgot it.

Girl: Oh, don't forget it tomorrow.

(間3秒)(繰り返し)(間6秒)

No. 3 Woman: Let's play a number game! Three, five, seven. What number comes next?

Boy: Nine!

Woman: That's right. Then, what number comes before three?

(間3秒)(繰り返し)(間6秒)

次は2です。

2は、英語の対話又は英語の文章を聞いて、それぞれの内容についての質問に答える問題です。質問の答えとして最も適当なものを、それぞれ問題用紙のAからDのうちから一つずつ選んで、その符号を書きなさい。なお、英文と質問はそれぞれ2回放送します。では、始めます。(間2秒)

No. 1 Girl: Hi! It's sunny today!

Boy: I'm thinking of going to Sky Park this weekend.

Girl: Sounds great.

Boy: Are you busy this weekend? How about going together?

Girl: OK! What day are you going to go there? I'm free on Saturday.

Boy: I'm going to go on Sunday. The weather will be sunny on Sunday but it's going to be rainy on Saturday.

Girl: Mmm.... How about Friday? It will be cloudy on Friday, but it won't be rainy.

Question: Which shows the weather for Friday to Sunday?

(間3秒)(繰り返し)(間6秒)

No. 2 I asked 100 students "How do you come to school?" I found the number of students who come by bicycle was the largest of all. The number of students who use the train was second. 20 students come by bus. The other students walk to school.

Question: Which shows the number of students who walk to school?

(間3秒)(繰り返し)(間6秒)

次は3です。

3は、英語の対話又は英語の文章を聞いて、それぞれの内容についての質問に答える問題です。質問の答えとして最も適当なものを、それぞれ問題用紙のAからDのうちから一つずつ選んで、その符号を書きなさい。なお、英文と質問はそれぞれ2回放送します。では、始めます。(間2秒)

No. 1 Boy: Mom, I want a new guitar. Look at this guitar on the Internet. It's so nice.

Mother: How much is it?

Boy: It says it's not so expensive.

Mother: Where are you going to put the new one? There is no place to put it here.

Boy: I wish my room were bigger.

Question: Where are they talking?

(間3秒)(繰り返し)(間6秒)

No. 2 Hello, class. Let's make four teams. If your name begins with A to F, you will be on Team Red, G to L on Team Blue, M to R on Team Green, and S to Z on Team Black.

Now, let's move around and find your team members.

Question: Which team will Tom join?

(間3秒)(繰り返し)(間6秒)

次は4です。

4は、英語の文章を聞いて、その内容について答える問題です。問題は、No. 1, No. 2の二題です。問題用紙には、それぞれの英語の文章の内容に関するまとめの文やメモが書かれています。(間3秒) それらの文やメモを完成するために、①、②にあてはまる英単語を書きなさい。ただし、□には1文字ずつ入るものとします。なお、英文はそれぞれ2回放送します。では、始めます。(間2秒)

No. 1 Nami was very busy last Saturday. First, she played basketball at school in the morning. Next, she did English and math homework in the afternoon. Then, she practiced the piano for two hours. After everything, she could read the book her brother gave her as her birthday present, and she had a good time.

(間7秒)(繰り返し)(間12秒)

No. 2 Hi, I'm Mark. I will talk about school bags. In Japan, many junior high school students wear school uniforms. They also have to use a bag which has their school name on it. That's the "school bag." However, some junior high school students don't have to do this. Do we need school bags? I think they are good. When I use my school bag, I can feel that I'm a member of my school, and I don't have to choose from many different kinds of bags. However, my friend Kenta has a different idea. He always says he wants to use a bag that he likes. What do you think?

(間7秒)(繰り返し)(間12秒)

以上で、リスニングテストを終わります。2ページ以降の問題に答えなさい。

令和5年度 本検査 学力検査

英 語

問 題 用 紙

(注意事項)

- 1 放送で指示があるまでは、開いてはいけません。
- 2 答えは、全て解答用紙に書きなさい。
- 3 検査問題は、大問9題で、1ページから10ページまで印刷されています。
検査開始後に、印刷のはっきりしないところや、ページが抜けているところがあれば、手を挙げなさい。
- 4 解答用紙だけ提出し、問題用紙は持ち帰りなさい。

リスニングテスト受検上の注意

- (1) 最初にリスニングテストを行います。
- (2) リスニングテストは全て放送で行います。
- (3) リスニングテスト終了までは、2ページ以降を開いてはいけません。
- (4) リスニングテスト放送中に、問題用紙の余白にメモをとってもかまいません。

1 英語リスニングテスト(放送による指示に従って答えなさい。)

No. 1	A. Yes, there is. C. Yes, you have.	B. No, I haven't. D. No, there isn't.
No. 2	A. Yes, I did. C. Sure.	B. Yes, you did. D. Good job.
No. 3	A. One. C. Four.	B. Two. D. Eight.

2 英語リスニングテスト(放送による指示に従って答えなさい。)

No. 1	A Fri. Sat. Sun. 	B Fri. Sat. Sun. 	C Fri. Sat. Sun. 	D Fri. Sat. Sun.
No. 2	<p style="text-align: center;">Number of students</p>			

3 英語リスニングテスト(放送による指示に従って答えなさい。)

No. 1	A. In a museum. C. In their house.	B. In a music store. D. At school.
No. 2	A. Team Red. C. Team Green.	B. Team Blue. D. Team Black.

4 英語リスニングテスト(放送による指示に従って答えなさい。)

No. 1	Last Saturday, Nami had many (① t □□□□□) to do. But finally, she could (② □□□□□) the book from her brother.	
No. 2	Mark ・ thinks school bags are good. ・ can feel that he is a member of his school.	Kenta ・ doesn't (① □□□□□) with Mark. ・ wants to use his (② □□□□□□□□) bag.

5 次の(1)~(5)の対話文を完成させなさい。

(1), (2)については, それぞれの()の中の語を最も適当な形にしなさい。ただし, 英単語 1 語で答えること。

また, (3)~(5)については, それぞれの()の中のア~オを正しい語順に並べかえ, その順序を符号で示しなさい。

(1) A: Good job! That was a great dance!

B: Thank you. The (perform) was difficult, but it was exciting.

(2) A: I hear Oliver broke his leg and couldn't play in the soccer game.

B: If I were you, I (will) visit his house and cheer him up.

(3) A: What a wonderful idea Luna had!

B: I think so, too. She (ア good イ making ウ is エ plans オ at) .




(4) A: Do you (ア a towel イ looking ウ someone エ for オ know) ?

B: Yes, Kevin has lost his towel.

(5) A: Will you (ア the イ show ウ you エ pictures オ me) took on your trip?

B: OK! I have many happy memories from the trip.

6 次の①～④は、大学生のタクヤ(Takuya)が、友人のロドリゴ(Rodrigo)とアメリカに旅行した時の出来事を描いたイラストです。②、④の場面で、タクヤは何と言ったと思いますか。①～④の話の流れを踏まえ、、に入る言葉を英語で書きなさい。ただし、語の数はそれぞれ10語程度(., , ? !などの符号は語数に含まない。)とすること。



7 次の(1), (2)の英文を読んで, それぞれの問いに答えなさい。

- (1) 高校生のミク(Miku)とデイビッド(David)が, プレゼンテーションコンテストの案内文を見て, それに応募し, スライド(slide)を使って発表をしています。

New Dish Contest in Green City

We Want Your Ideas!

We are asking high school students to think of a new dish for restaurants in our city. The winner's dish will be served at the restaurants in October. When you create your new dish, we want you to

- use vegetables or fruits grown in our city in October.
- think about the environment.
- think of people's health.

On May 31, many cooks will watch your presentations, and the winner of the contest will be chosen. If you are interested in this contest, please call 012-9876-5432 before May 10.

Hello, everyone! We are Miku and David. We go to Green High School. We love this city. We will make pancakes with fruit jam. Let us tell you why we chose this idea. Our city has many fruit farmers, and a lot of fruit is produced here. As **Slide 1** shows, various fruits are grown almost through the year. Actually, there is a big problem with them. Only fruit which looks good is sold in shops or supermarkets. Other fruit which looks bad is not sold. However, the fruit that looks (**A**) doesn't always taste (**A**). To think about the environment, we want to use it to make fresh jam.

Look at **Slide 2**. Though our city produced a lot of rice before, the amount of rice has been going down since 2005. We're very sad about that because it's very delicious. So, we want to introduce the rice from Green City to many people by making rice flour pancakes. Actually, some people say that cookies or bread made from rice flour are lower in calories and are safer for people with allergies. Our pancakes will be good for everyone's health.

Pancakes are loved by a lot of people around the world, so we hope many people will come to our city and eat our rice flour pancakes with (**B**) jam!

Slide 1

Fruits Grown in Green City

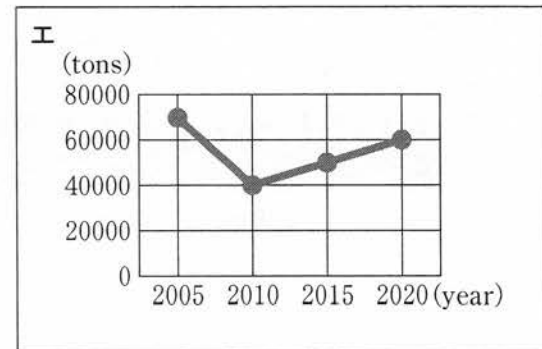
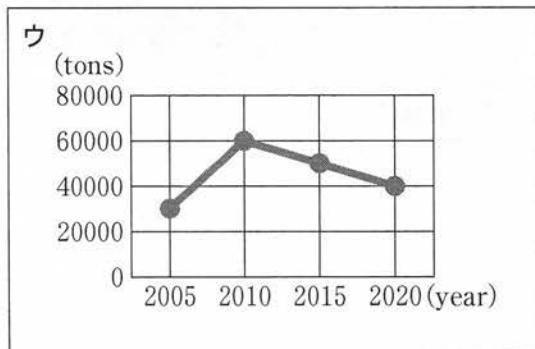
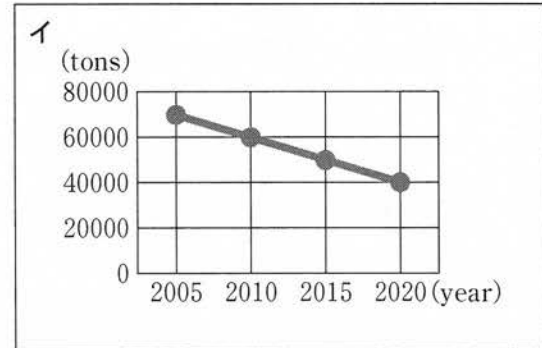
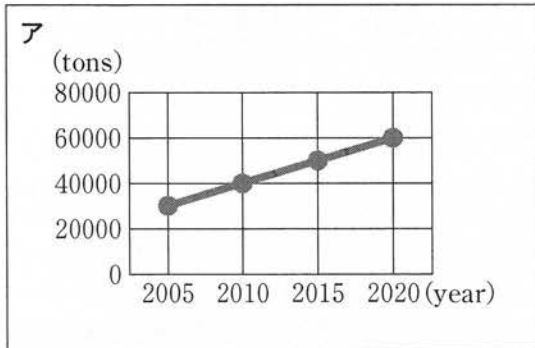
• strawberries	February to April
• melons	June to August
• peaches	July to September
• grapes	August to November

Slide 2

**The Amount of Rice Produced
in Green City**

(注) rice flour 米粉 calories カロリー allergies アレルギー

- ① 本文中の2か所の(A)に共通して入る最も適切な英単語1語を書きなさい。
- ② 本文の内容に合うように、Slide 2に入るグラフとして最も適切なものを、次のア~エのうちから一つ選び、その符号を書きなさい。



- ③ 本文中の(B)に入る最も適切なものを、次のア~エのうちから一つ選び、その符号を書きなさい。

ア melon イ peach ウ grape エ strawberry


- ④ 本文の内容に合っている英文として最も適切なものを、次のア~エのうちから一つ選び、その符号を書きなさい。

ア People in Green City can always eat a lot of new dishes created by high school students.
 イ Someone who wants to join the contest must prepare their idea before May 10.
 ウ Various fruits in Green City are grown by many farmers almost all year.
 エ Miku and David will use foods from many countries to make their new dish.

(2) 次は、ある鉄道会社のウェブページです。

New Service!

Restaurant Train Trip



New Castle Station


Lunch or Dinner

Queen's Spring Park Station


New Castle Station

Special Menu for Lunch or Dinner
(Traditional local beef and vegetable dishes)

On the walking trip with a guide, you can see beautiful cherry trees in the afternoon, and stars in the evening.



The Cherry Tree Road at Queen's Spring Park



Inside the restaurant train

	Train 1	Train 2
New Castle Station	leaves at 1:00 p.m.	leaves at 6:15 p.m.
Queen's Spring Park Station	arrives at 2:00 p.m.	arrives at 7:15 p.m.
Queen's Spring Park Station	leaves at 3:15 p.m.	leaves at 8:15 p.m.
New Castle Station	arrives at 4:15 p.m.	arrives at 9:15 p.m.

Trains don't run on Wednesdays.

You need to buy tickets before riding the trains.

Tickets are sold online only. **BUY NOW**

How many seats are left? × : sold out — : no trains

Date Train	April 1	April 2	April 3	April 4	April 5	April 6	April 7
1	1	×	1	—	3	2	×
2	2	1	1	—	4	3	5

- ① このウェブページの内容に合うように、次の文の に入る最も適当な英単語 2 語を書きなさい。

Train 1 will give you at Queen's Spring Park than Train 2.

- ② エマ(Emma)と兄のテッド(Ted)がウェブページを見て、話をしています。次の会話中の () に入る最も適当なものを、あとのア～エのうちから一つ選び、その符号を答えなさい。

Emma: Have you got our tickets?

Ted: Not yet. I'll try it now. Which do you want to go on, the lunch trip or the dinner trip?

Emma: I want to go on the lunch trip but I have a calligraphy class at 3 p.m. on Thursday.

Ted: OK. I got the tickets for ().

Emma: Thank you. I'm looking forward to the trip.

ア April 2nd

イ April 3rd

ウ April 5th

エ April 6th

8 次の英文を読んで、あとの(1)~(4)の問いに答えなさい。

Dictionaries are very helpful tools that show you the meaning of words that you do not know. Many of you probably use electronic dictionaries, but paper dictionaries are still popular among people studying languages.

Sometimes, dictionaries must be revised. When a dictionary is revised, many new words are added to it and also some old words are deleted from it. There are usually more new words than old words. As a result, the revised paper dictionary becomes thicker than the old one.

In 2014, when an English-Japanese paper dictionary was revised, the new dictionary had 5,000 new words and 200 more pages were added. [ア] However, surprisingly, the new dictionary was as thick as the old one. What kind of new techniques were used to make the new dictionary?

If you want to make a book really thin, one way is to make the words on each page smaller, or the spaces between the words smaller. [イ] However, if the word size and the spaces between the words in the dictionary are smaller, they cannot be printed clearly or be read easily.

Another way is to make each piece of paper thinner. If you made a dictionary with the paper which your school teachers give you during class, it could become really thick and hard to use. However, if you use thinner paper, it is possible for words to show through. [ウ] So, dictionary companies tried to produce better paper many times and finally invented thin paper which does not show through.

When you look for a word in your dictionary, you have to turn many pages, so the pages cannot be too stiff. Also, if the pages of the dictionary are too stiff, it closes on its own and it is not helpful for people when they study with it. Companies have tried to make dictionaries thin and light and also useful for studying. One company solved the problem with a new technique. Now, when you turn the page, the paper is soft enough that the pages turn easily and two pages or more are never turned at the same time. [エ]

In this way, you can use a paper dictionary without any problems and learn languages with it well. Many ideas and techniques are included in one paper dictionary. When you use your paper dictionary, please remember this.

(注) revise ~を改訂する delete ~を削除する technique 技術
show through 裏に文字が透ける turn めくれる/~をめくる stiff かたい
on its own ひとりでの ~enough that... …ほど十分～

(1) 本文の題名として最も適当なものを、次のア～エのうちから一つ選び、その符号を書きなさい。

ア How to Read a Dictionary

イ How to Improve a Dictionary

ウ How to Use a Dictionary

エ How to Choose a Dictionary

(2) 次の英文を入れるのに最も適当な場所を、本文中の[ア]～[エ]のうちから一つ選び、その符号を書きなさい。

It is also hard to print on that kind of paper.

(3) 本文の内容に関する次の質問に、英語で答えなさい。

Why is a revised dictionary usually thicker than an old one?

(4) 本文の内容に合っている英文として最も適当なものを、次のア～エのうちから一つ選び、その符号を書きなさい。

ア Paper dictionaries are not as useful as electronic ones when people study languages.

イ Paper dictionaries are revised every year, and they become thinner than before.

ウ People cannot turn stiff pages easily when they use a paper dictionary.

エ People studying languages tried to find a new technique to turn the pages quickly.

9 ハルナ(Haruna)がヒューズ先生(Mr. Hughes)と話をしています。この対話文を読んで、
□(1) ~ □(3) に入る最も適当なものを、それぞれあとのア~エのうちから一つずつ
選び、その符号を書きなさい。

また、対話文の内容に合うように、□(4) に入る言葉を英語で書きなさい。ただし、
語の数は 10 語程度(. , ? !などの符号は語数に含まない。)とすること。

Haruna: Mr. Hughes, do you have time?

Mr. Hughes: Of course. Do you have any questions?

Haruna: Yes, at the end of the class, you said, "Be the first penguin." □(1)

Mr. Hughes: All right. You know penguins, right? Penguins are birds that cannot fly but can swim in the sea.

Haruna: Yes, of course. I have seen them in an aquarium.

Mr. Hughes: Some people say that there is no leader in the world of penguins but that is not true. When they catch food or run away to a safe place, one penguin moves first, and then the rest of them □(2) .

Haruna: Wow, that's very interesting.

Mr. Hughes: For example, □(3) to jump into the sea to catch food because there is sometimes danger in the sea. But when one brave penguin jumps into the sea, all the other penguins follow it quickly.

Haruna: I see. I think being brave is important not only for penguins but also for us.

Mr. Hughes: Exactly! It is important to be the first person to try something new, even if you don't know what is going to happen. Don't you think that you can use that idea in your school life?

Haruna: Yes. □(4)

Mr. Hughes: I hope you can do that.

- | | |
|--|------------------------------------|
| (1) ア Can I talk about it one more time? | イ Will you talk about your pet? |
| ウ I didn't understand your question. | エ Can you tell me more about that? |
| (2) ア follow the first penguin | イ do something different |
| ウ do nothing after that | エ wait for something special |
| (3) ア it is very fun for penguins | イ it is very scary for people |
| ウ it is very fun for people | エ it is very scary for penguins |

令和5年度 本検査 学力検査 **英語** 正解表

問題番号	正 解						配点及び注意	計
1	No. 1	B	No. 2	C	No. 3	A	各3	21
2	No. 1	D	No. 2	A	/			
3	No. 1	C	No. 2	D	/			
4	No. 1	①	things				各3	12
		②	enjoy					
	No. 2	①	agree					
		②	favorite					
5	(1)	performance					各3	15
	(2)	would						
	(3)	ウ	ア	オ	イ	エ	各3	
	(4)	オ	ウ	イ	エ	ア		
	(5)	イ	オ	ア	エ	ウ		
6	(1)	(解答例) Let's go to a restaurant to eat something for dinner. (10語)					各4	8
	(2)	(解答例) I've lost my key. Tell me what I should do. (10語)						

問題番号	正 解						配点及び注意	計		
7	(1)	①	bad				3	問題の主旨に合わせて いれば点を与える。	18	
		②	イ	/						3
		③	ウ	/						3
		④	ウ	/						3
	(2)	①	more time				3	問題の主旨に合わせて いれば点を与える。		
		②	エ	/						3
8	(1)	イ	/				3	各学校において統一 した基準により適切 に採点すること。 [部分点可]	13	
	(2)	ウ	/				3			
	(3)	(解答例) Because it has more words than an old one.					4			
	(4)	ウ	/				3			
	(5)	イ	オ	ア	エ	ウ	各3			
9	(1)	エ	(2)	ア	(3)	エ	各3	各学校において統一 した基準により適切 に採点すること。 [部分点可]	13	
	(4)	(解答例) If I try something first, my classmates will follow me. (10語)					4			
合 計							100			